
Measuring an Oval Stoma

UNC Health Care

Nursing Practice, Education, & Research

WOCN Consult Service



Measuring an Oval Stoma

- Circle measuring guides/templates may not work with an oval stoma



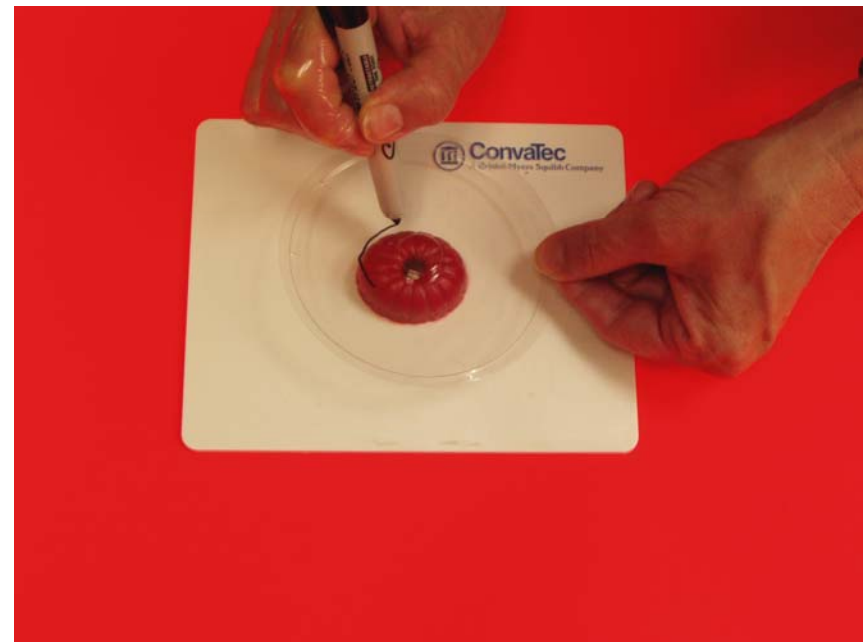
Measuring an Oval Stoma

- To make your own template/stencil, first remove the plastic cover from the pouch



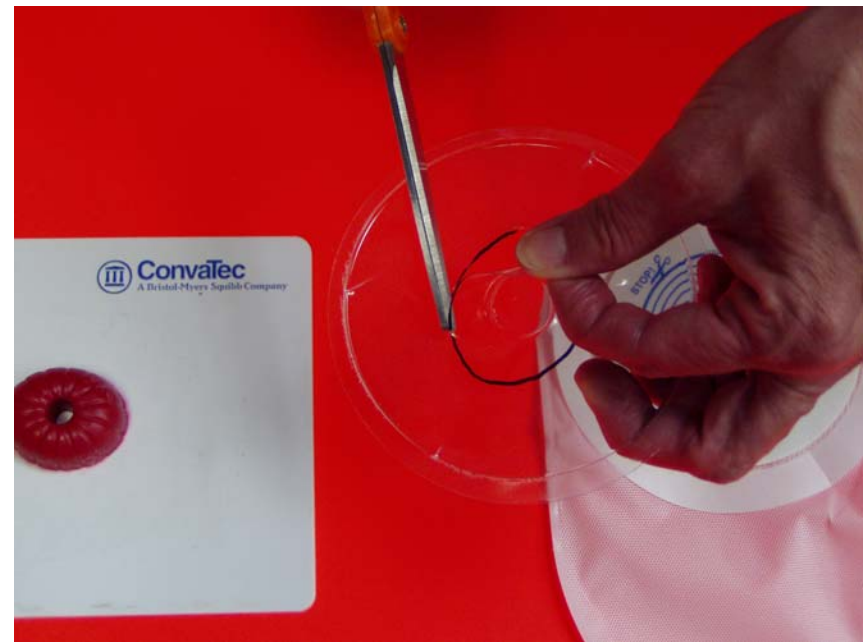
Measuring an Oval Stoma

- Using a Sharpie, trace the stoma onto the plastic cover



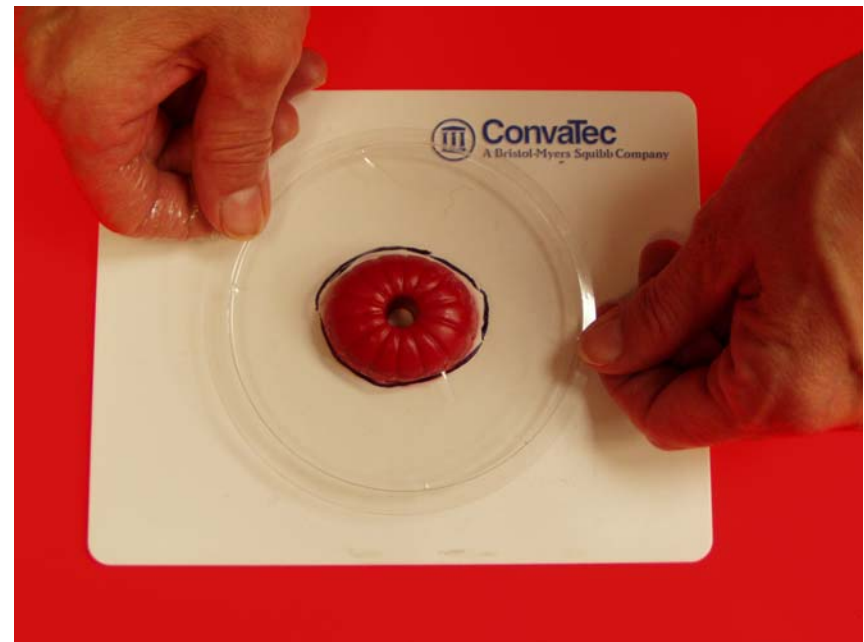
Measuring an Oval Stoma

- Cut out the design
 - Begin cutting by carefully poking through the middle of the template/stencil with the scissors



Measuring an Oval Stoma

- Check the fit of the template/stencil



Measuring an Oval Stoma

- Place the template/stencil on the back of the wafer
 - Use caution not to reverse the pattern
- Trace the design
- Cut wafer to fit



Measuring an Oval Stoma

