



Accelerated Training Options for Ophthalmology Providers

Individuals who have used Epic at another hospital/clinic in the last two years, in the same role, can take a test to potentially place out of the Ophthalmology MD Provider Instructor-Led training.

Before you Begin

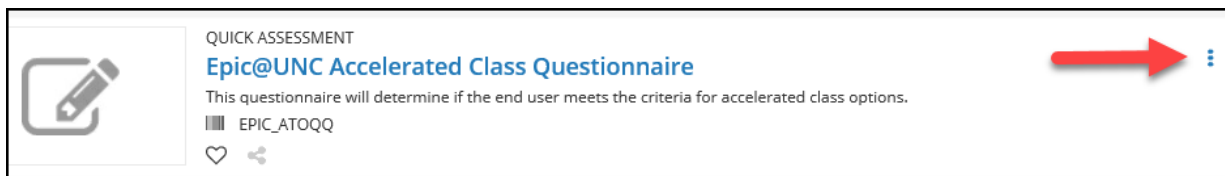
1. Ensure you have a UNC Health **Active** Directory username and password [u#####].
 - a. If you are unsure of your username/password, contact the **Service Desk at 984-974-4357**. This information should be given at orientation by your manager.
 - b. If you do not have a username/password, have your manager create an ARC request through ISD.
2. Ensure you have access to the **MyApps** UNC Health website.
 - a. Type: <https://myapps.unch.unc.edu> into an internet browser.
 - b. When the MyApps UNC Health window displays, type in your **username** and **password**.

3. Once logged into the MyApps UNC Health site, confirm you can open the following links:
 - a. **LMS** (Learning Made Simple) click the  icon. You will need access to the LMS to complete an initial survey to determine your eligibility to "Test Out" of the Ophthalmology MD class and to access the Accelerated Ophthalmology Provider Assessment.
 - b. **Accessing the Playground:** In the **Epic@UNC** folder click the Playground icon . You will be able to log into the Playground with the following training ID and Password to aid you in answering specific questions regarding your patients.
 - **ID:** OPH00
 - **Password:** train
 - **Department** will default to UNC Ophthalmology Nelson Hwy Chapel Hill. *Do NOT change.*
 - **Patients:** Achilles, Kiran
Achilles, Kevin

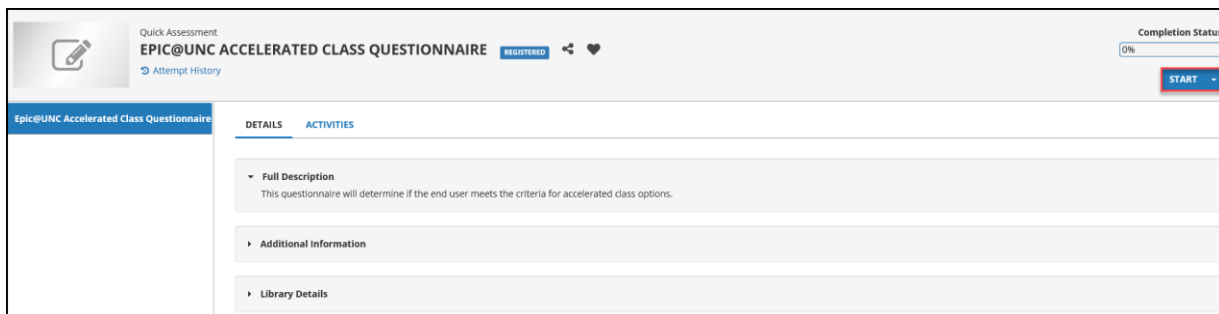
Complete the Accelerated Training Questionnaire

To verify your eligibility to “Test Out” of the Ophthalmology Class, you must **complete** and **submit** the Epic@UNC Accelerated Class Questionnaire.

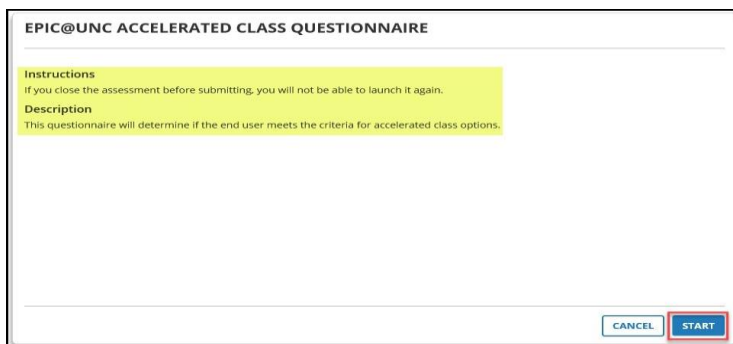
1. Access the **MyApps** UNC Health website (step 2 above).
2. Click the **LMS** icon.
3. Click the **Magnify Glass** in the upper right corner.
4. Type **epic_atoqq** press **Enter**.
5. When the search results display, **click the title** or **three dots** then **Register**.



6. Verify you have selected the Epic@UNC Accelerated Questionnaire and **Click Register**.
7. Click **Start**.



8. **Read the instruction** and then **Click Start**.



9. Answer **all** the questions the **Click Submit Assessment**.

10. Verify that you have received a score of **100%** and **Click Close**.

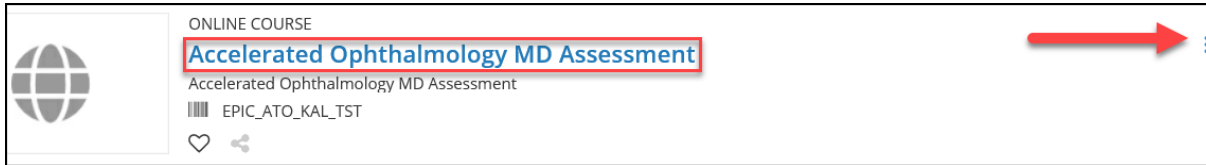
NOTE: If you do **NOT** receive a score of 100%, you must attend the Ophthalmology MD Classes.

11. Once you have achieved a score of 100%, wait for approximately one hour for the system to process your eligibility before you attempt to register for the Accelerated Ophthalmology Assessment.

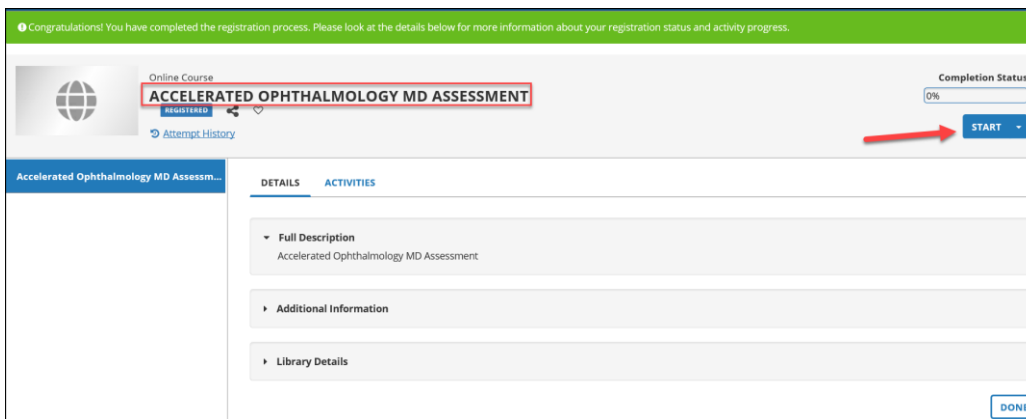
Complete the Accelerated Ophthalmology MD Assessment


1. **Read all instructions carefully as no retakes are permitted under any circumstance for an Accelerated Opt Out Assessment.**
2. Accelerated Assessments require a minimum passing score of 85%.
3. The Epic@UNC Playground environment can be used while completing an Accelerated Assessment. Make sure the computer used to complete the assessment can run both LMS and the Playground simultaneously.
4. Failure to pass the Accelerated Assessment requires users to register for and complete the corresponding Instructor-Led Classes listed in your curriculum.
5. Access MyApps UNC Health website.
 - a. Type <https://myapps.unch.unc.edu> into an internet browser.
 - b. When the MyApps UNC Health window displays, type in your username and password.

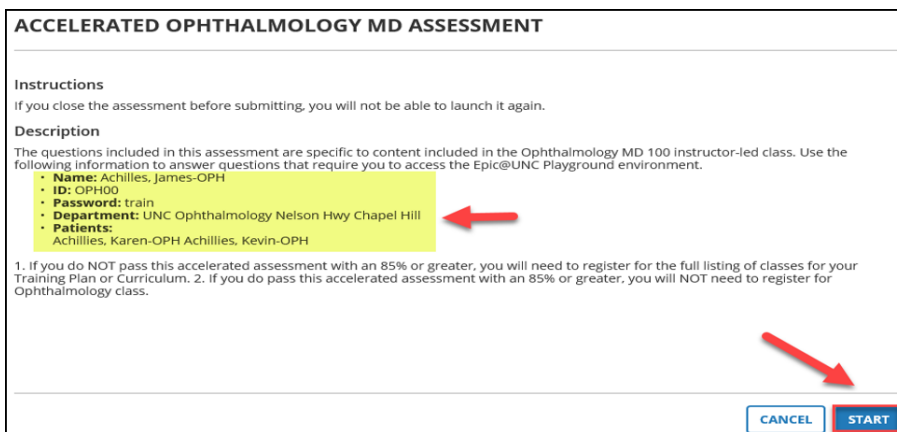
6. Once logged into the **MyApps** UNC Health site, click the **LMS** icon.
7. Click the **magnify glass** in the upper right corner.
8. Type **EPIC_ATO_KAL_TST** in the search field and press **Enter**.
9. When the search results display, **click the title** or **three dots** then **Register**.



10. Verify you have selected the Accelerated Ophthalmology MD Assessment, **Click Register**.
11. **Click Start** in the upper right corner to begin your assessment.



12. You will need to log into the **Playground** with the training ID and Password highlighted below to aid you in answering specific questions regarding your patients. In the **Epic@UNC folder** click on the Playground icon .



13. After answering **all** questions, click **Submit Assessment** in the bottom right corner. If you received a **score of 85% or better**, you do **NOT** have to register for the Ophthalmology MD class. **If you do NOT receive a minimum score of 85%, you must register for the Ophthalmology MD Class.**